

Архангельск (8182)63-90-72
 Астана (7172)727-132
 Астрахань (8512)99-46-04
 Барнаул (3852)73-04-60
 Белгород (4722)40-23-64
 Брянск (4832)59-03-52
 Владивосток (423)249-28-31
 Волгоград (844)278-03-48
 Вологда (8172)26-41-59
 Воронеж (473)204-51-73
 Екатеринбург (343)384-55-89
 Иваново (4932)77-34-06

Ижевск (3412)26-03-58
 Иркутск (395)279-98-46
 Казань (843)206-01-48
 Калининград (4012)72-03-81
 Калуга (4842)92-23-67
 Кемерово (3842)65-04-62
 Киров (8332)68-02-04
 Краснодар (861)203-40-90
 Красноярск (391)204-63-61
 Курск (4712)77-13-04
 Липецк (4742)52-20-81
 Киргизия (996)312-96-26-47

Магнитогорск (3519)55-03-13
 Москва (495)268-04-70
 Мурманск (8152)59-64-93
 Набережные Челны (8552)20-53-41
 Нижний Новгород (831)429-08-12
 Новокузнецк (3843)20-46-81
 Новосибирск (383)227-86-73
 Омск (3812)21-46-40
 Орел (4862)44-53-42
 Оренбург (3532)37-68-04
 Пенза (8412)22-31-16
 Россия (495)268-04-70

Пермь (342)205-81-47
 Ростов-на-Дону (863)308-18-15
 Рязань (4912)46-61-64
 Самара (846)206-03-16
 Санкт-Петербург (812)309-46-40
 Саратов (845)249-38-78
 Севастополь (8692)22-31-93
 Симферополь (3652)67-13-56
 Смоленск (4812)29-41-54
 Сочи (862)225-72-31
 Ставрополь (8652)20-65-13
 Казахстан (772)734-952-31

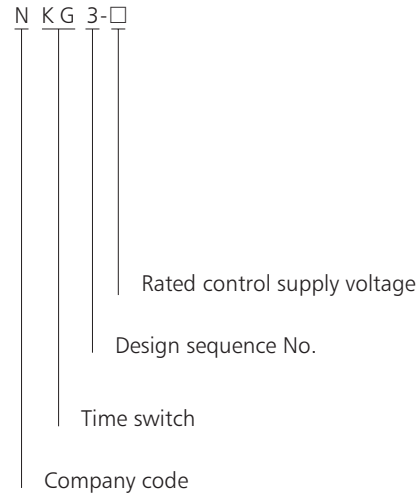
Сургут (3462)77-98-35
 Тверь (4822)63-31-35
 Томск (3822)98-41-53
 Тула (4872)74-02-29
 Тюмень (3452)66-21-18
 Ульяновск (8422)24-23-59
 Уфа (347)229-48-12
 Хабаровск (4212)92-98-04
 Челябинск (351)202-03-61
 Череповец (8202)49-02-64
 Ярославль (4852)69-52-93

<https://chint.nt-rt.ru> || cfg@nt-rt.ru

Relay Control Relay



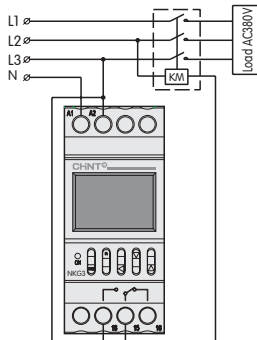
2. Type designation



NKG3 Time Control Switch

1. General

NKG3 time control switch (hereinafter referred to as time control switch) is used in automatic control circuits with a frequency of AC 50Hz, a rated control supply voltage of up to 220V and a rated operational current of 3A to provide timed on-off control for street lamps, advertising lamps and similar equipment.



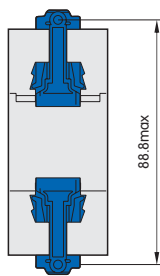
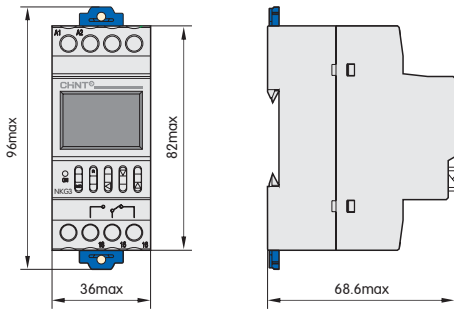
3. Technical data

Rated control supply voltage	AC(50Hz) 220V
Conventional heating current	16A
Usage category of auxiliary circuit	AC-15
Rated operational current (Ie)	AC-15 220V 3A
Timing error	≤2 seconds/day
Time control range	1min~24h
Mechanical life	≥30 thousand times
Electrical life	≥10 thousand times
Mounting type	Installation type, rail type
Immunity	See Table 2

Item	Severity level
Electrostatic discharge immunity	±8×(1±10%)kV (air discharge)
Radiated electromagnetic field immunity	Test electric field strength: 10×(1±10%)V/m
Fast transient immunity	For power line, 2kV, for I/O signal and control circuits, 1kV, duration: 1min
Surge (impact) immunity	Open circuit test voltage: 2×(1±10%)kV

4. Overall and mounting dimensions (mm)

4.1 Profile and installation dimension

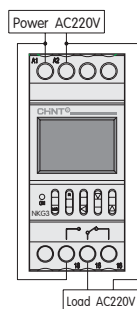


4.2 Connection mode

4.2.1 Direct control mode

If the electrical apparatus under control is single-phase supplied and has an operational current not greater than the rated value of the switch, direct control mode can be used, as shown in Figure 1. For lamp loads with a large starting impulse current, AC contactor expansion control mode should be used.

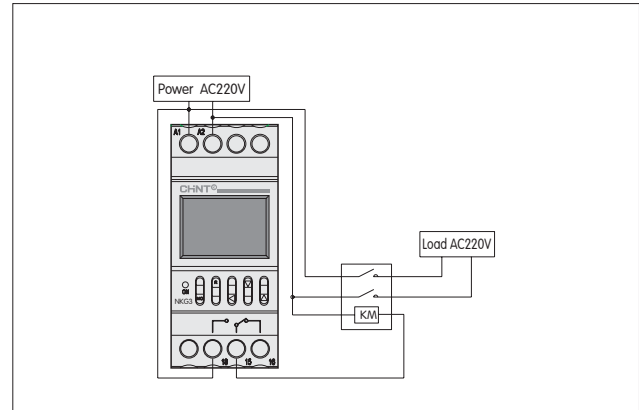
Figure 1 Connection diagram of single-phase direct control



4.2.2 Single expansion mode

If the electrical apparatus under control is single-phase supplied and has an operational current greater than the rated value of the switch, AC contactor expansion control mode should be used, as shown in Figure 2.

Figure 2 Connection diagram of single-phase expansion control (contactor coil: 220V)

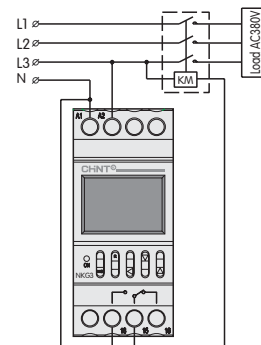


4.2.3 Three-phase operating mode

If the electrical apparatus under control is three-phase supplied, an external AC contactor is required.

a. If the coil voltage of the control contactor is AC220V 50Hz, the connection mode shown in Figure 4 should be used.

Figure 4 Connection diagram of three-phase control (contactor coil: 220V)



b. If the coil voltage of the control contactor is AC380V 50Hz, the connection mode shown in Figure 5 should be used.

Figure 5 Connection diagram of three-phase control (contactor coil: 380V)

Relay Control Relay



KG10D Time Switch

1. General

KG10D Microcomputer Time Switch can automatically turn on or turn off power supply of various consumer equipments according to preset time by user. The controlled objects are circuit equipments and household appliances such as street lamps, neon lamps, advertising lamps, manufacturing equipments, broadcast & television equipments, etc., which requires turning on and off at

2. Technical data

Operating mode	Time automatic control
Rated operating voltage	AC220V 50Hz/60Hz
Applicable voltage range	(85%~110%)Ue
Rated operating current	AC-15 220V 3A
Contact number	One group changeover or 1 ON
Electrical life	1×10^5
Mechanical life	1×10^6
Battery	Built-in rechargeable battery
Time control range	1 min~168h
Timing error	$\leq 2s/day$
Times of open/close	16 opens & 16 closes
Consumed power	<4VA
Relative humidity	$\leq 95\%$
Ambient temperature	-25℃~+60℃
Installation mode	Guide rail type
External dimension	100.2×49.8×75.5

3. Wiring diagram

- 3.1 KG10D-1H is 1 ON and see Figure 4 for wiring method;
 3.2 KG10D-1Z is 1 ON/ 1 NC and see Figure 3 for wiring method;
 3.3 Wiring for single-phase direct control mode: direct control mode can be used for electrical apparatus which is single-phase power supply and its power consumption doesn't exceed rated value of this switch. See Figure 1 for wiring method;
 3.4 Wiring for three-phase operation mode: if the controlled electrical apparatus is three-phase power supply, it is required to externally connect three-phase AC contactor. See Figure 2 for wiring method for control contactor @ AC380V coil voltage, 50Hz.

Figure 1 single-phase load

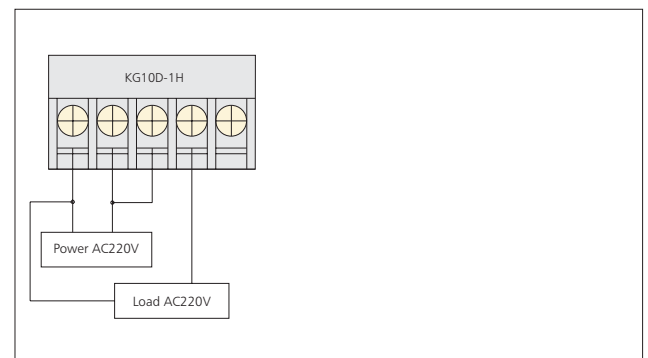


Figure 2 three-phase load

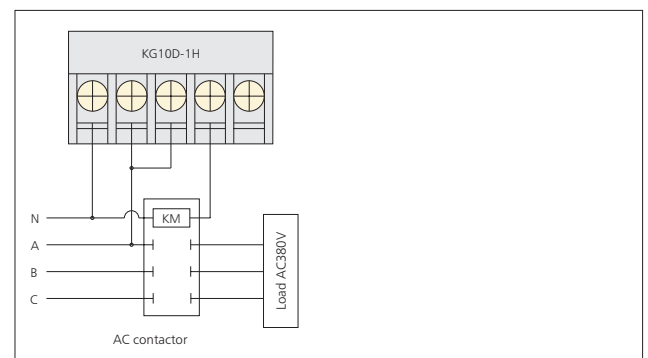


Figure 3 KG10D-1Z

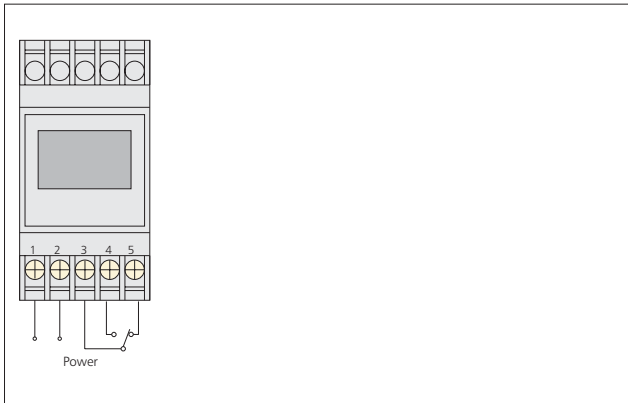
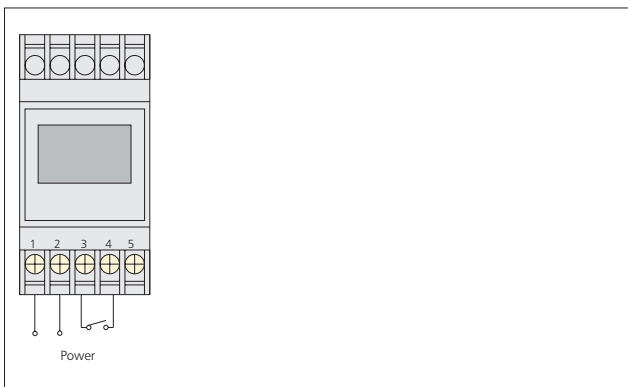
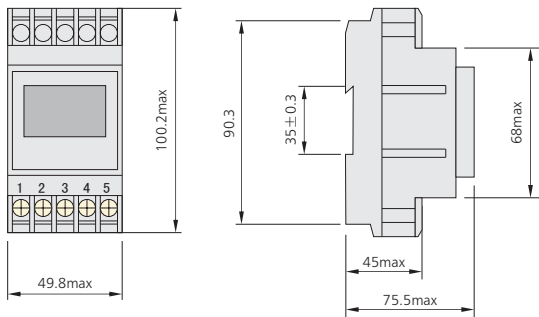


Figure 4 KG10D-1H



4. Overall and mounting dimensions (mm)

Profile installation dimensions



Архангельск (8182)63-90-72
Астана (7172)727-132
Астрахань (8512)99-46-04
Барнаул (3852)73-04-60
Белгород (4722)40-23-64
Брянск (4832)59-03-52
Владивосток (423)249-28-31
Волгоград (844)278-03-48
Вологда (8172)26-41-59
Воронеж (473)204-51-73
Екатеринбург (343)384-55-89
Иваново (4932)77-34-06

Ижевск (3412)26-03-58
Иркутск (395)279-98-46
Казань (843)206-01-48
Калининград (4012)72-03-81
Калуга (4842)92-23-67
Кемерово (3842)65-04-62
Киров (8332)68-02-04
Краснодар (861)203-40-90
Красноярск (391)204-63-61
Курск (4712)77-13-04
Липецк (4742)52-20-81

Киргизия (996)312-96-26-47

Магнитогорск (3519)55-03-13
Москва (495)268-04-70
Мурманск (8152)59-64-93
Набережные Челны (8552)20-53-81
Нижний Новгород (831)429-08-12
Новокузнецк (3843)20-46-81
Новосибирск (383)227-86-73
Омск (3812)21-46-40
Орел (4862)44-53-42
Оренбург (3532)37-68-04
Пенза (8412)22-31-16

Россия (495)268-04-70

Пермь (342)205-81-47
Ростов-на-Дону (863)308-18-15
Рязань (4912)46-61-64
Самара (846)206-03-16
Санкт-Петербург (812)309-46-40
Саратов (845)249-38-78
Севастополь (8692)22-31-93
Симферополь (3652)67-13-56
Смоленск (4812)29-41-54
Сочи (862)225-72-31
Ставрополь (8652)20-65-13

Казахстан (772)734-952-31

Сургут (3462)77-98-35
Тверь (4822)63-31-35
Томск (3822)98-41-53
Тула (4872)74-02-29
Тюмень (3452)66-21-18
Ульяновск (8422)24-23-59
Уфа (347)229-48-12
Хабаровск (4212)92-98-04
Челябинск (351)202-03-61
Череповец (8202)49-02-64
Ярославль (4852)69-52-93